



AGA-23 Angular Gripper

180° Three Jaw



FEATURES AND BENEFITS

- Grippers provide up to 180° of angular jaw travel allowing the jaws to completely retract from the work area eliminating another required axis of travel.
- High gripping force to weight ratio.
- Compact design with long, adjustable stroke.
- Jaw rotations can be adjusted from 0-90° to allow the gripper to be custom fit to each application.
- Units are permanently lubricated for non-lube air operation, allowing for compliance with OSHA regulation.
- Proximity sensors are available to monitor open and closed position of the jaws.
- AGA is fully field repairable for cost savings and minimum down time.
- The gripper body has two mounting surfaces with dowel pin holes to provide accurate mounting in a variety of positions.

SPECIFICATIONS

Design: 3-Jaw Angular

Stroke: 0-180° adjustable

Gripping Force @ 80 PSI [5.5 BAR]

Closing: 17 lbs [75 N]
Opening: 20 lb [89 N]

Time:

Close: 0.2 sec [0.2 sec]
Open: 0.2 sec [0.2 sec]

Pressure Range:

Low/High 10-120 PSI [7-8 BAR]

Temperature Range:

Low/High -20°/180°F [-28°/80°C]

Side Play: ± 0.001 [.03 mm]

Repeatability from Center: ± 0.002 [.06 mm]

Loading Capacity:

	Static	Dynamic
Max Tensile T	50 lbs [222 N]	20 lbs [89 N]
Max Compressive C	50 lbs [222 N]	20 lbs [89 N]

Max Moment M_x 60 in/lb [6.8 Nm] 20 in/lb [2.3 Nm]

Max Moment M_y 120 in/lb [13.6 Nm] 40 in/lb [4.5 Nm]

Max Moment M_z 60 in/lb [6.8 Nm] 20 in/lb [2.3 Nm]

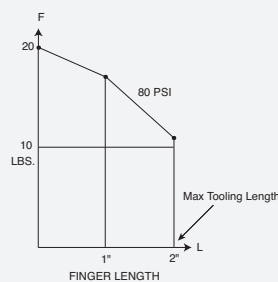
Material: High Strength, Hard Coated aluminum bronze alloys, Steel

Weight: 1.0 lb [0.45 kg]

Piston Diameter: 0.787 in [20 mm]

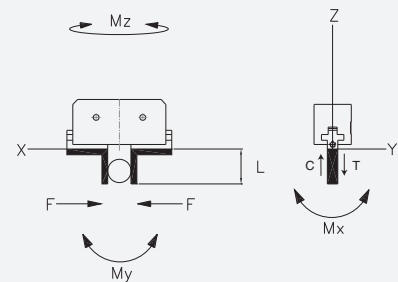
January 2009 - PATENTED Made in the USA

HOLDING FORCES CHART



WARNING! Do not exceed tooling jaw length. See Chart above.

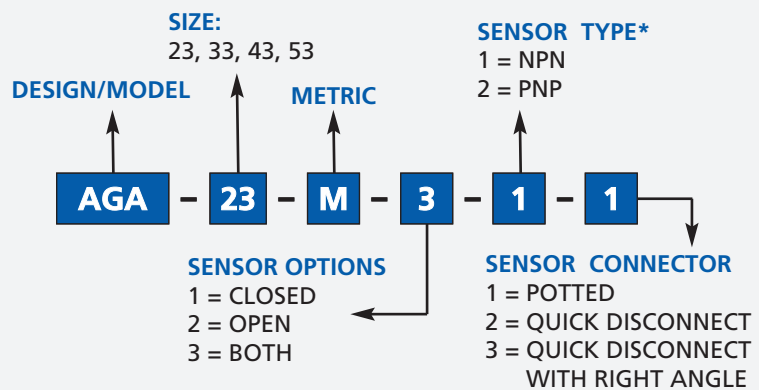
LOADING INFORMATION



LOOK! More Technical specifications for sensors on "Sensors Accessories" page.

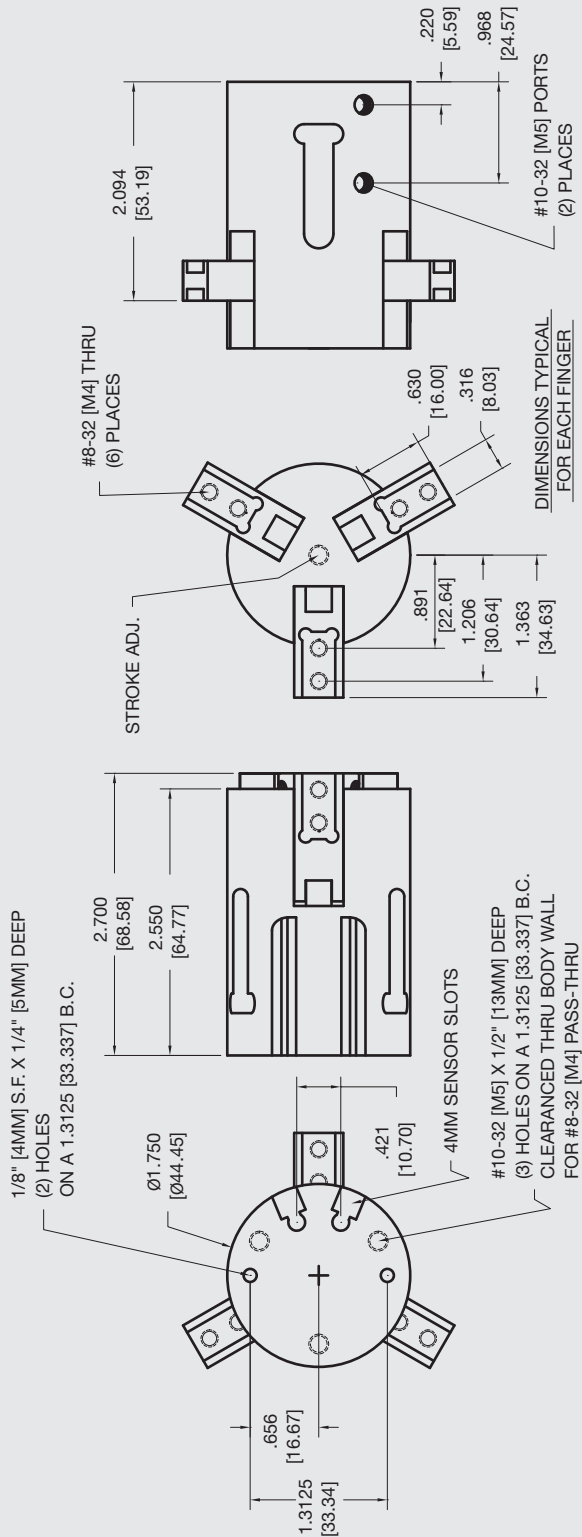
HOW TO ORDER

When ordering, please specify:
Design/Model Number and Options.



* NOTE: Hall Effect 4mm dia., 5-24 VDC, 22 mA and comes with 2 meter cable.

Sensor Part # **SNQ04, SNC02, SPC02, SPQ04**



Unless noted, all tolerances are as indicated here:



All Dowel Holes are SF (Slip Fit) Locational Tolerance ± .0005" [0.13mm]



Metric Threads Course Pitch

Imperial:
Inch 0.00 = ±.01
0.000 = ±.005
0.0000 = ±.0005

Metric: [0.] = ±.25
[0.0] = ±.13
[0.00] = ±.013