



AGMS-1-2 Mini Powered Slide

Built-In Air Cylinder



FEATURES AND BENEFITS

- T-Slot bearing support for the carriage and end plate offers superior load bearing performance throughout the stroke.
- Standard built-in stroke adjustment and stroke lock for precise, repetitive operation.
- Compact, lightweight unit with built-in cylinder.
- Piston seals are U-CUP type for long service life.
- Hall Effect sensors are available to monitor stroke position.
- Multiple mounting surfaces on the body and endplate with threaded and counterbored holes for easy mounting choices.

SPECIFICATIONS

Design: Built-in air cylinder
T-slot slide

Stroke: 1 inch [25.4 mm]

Thrust Force @ 80 PSI [5.5 BAR]

Extended: 15 lbs [66.7 N]
Retract: 13 lbs [57.8 N]

Recommended Speed:

2-12 in/sec
[0.5-.3m/sec]

Pressure Range:

Low/High 20-120 PSI [1.4-8 BAR]

Temperature Range:

Low/High -20°/150°F [-28°/80°C]

Side Play:

± 0.001 [0.03 mm]

Maximum Payload:

7 lbs [3.2 kg]

Material: High Strength, Aluminum Alloys,
Bronze

Weight:

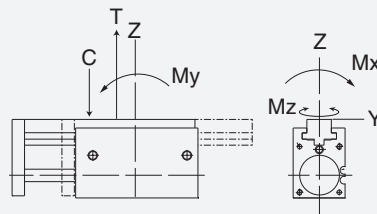
3.2 oz [90 g]

Piston Diameter:

.50 in [12.7 mm]

January 2009 - PATENTED Made in the USA

MAXIMUM FORCES & MOMENTS



	Static	Dynamic
Max Tensile T	75 lbs [333 N]	32 lbs [142 N]
Max Compressive C	75 lbs [333 N]	32 lbs [142 N]
Max Moment M_x	60 in/lb [6.7 Nm]	30 in/lb [3.4 Nm]
Max Moment M_y	60 in/lb [6.7 Nm]	30 in/lb [3.4 Nm]
Max Moment M_z	60 in/lb [6.7 Nm]	30 in/lb [3.4 Nm]

HOW TO ORDER

When ordering, please specify:
Design/Model Number and Options.

DESIGN/MODEL

AGMS-1-1
AGMS-1-2
AGMS-1-3
AGMS-1-4

TYPE

M = METRIC
= IMPERIAL

SENSOR TYPE

1 = NPN
2 = PNP

AGMS-1-2 - **M** - **3** - **1** - **1**

SENSOR OPTIONS*

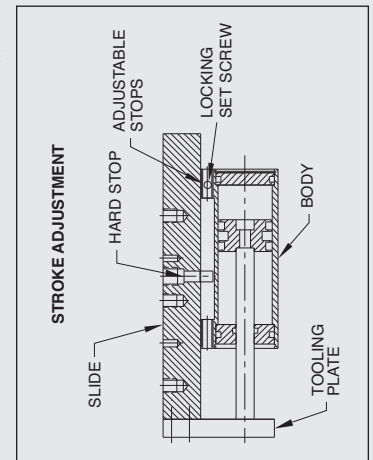
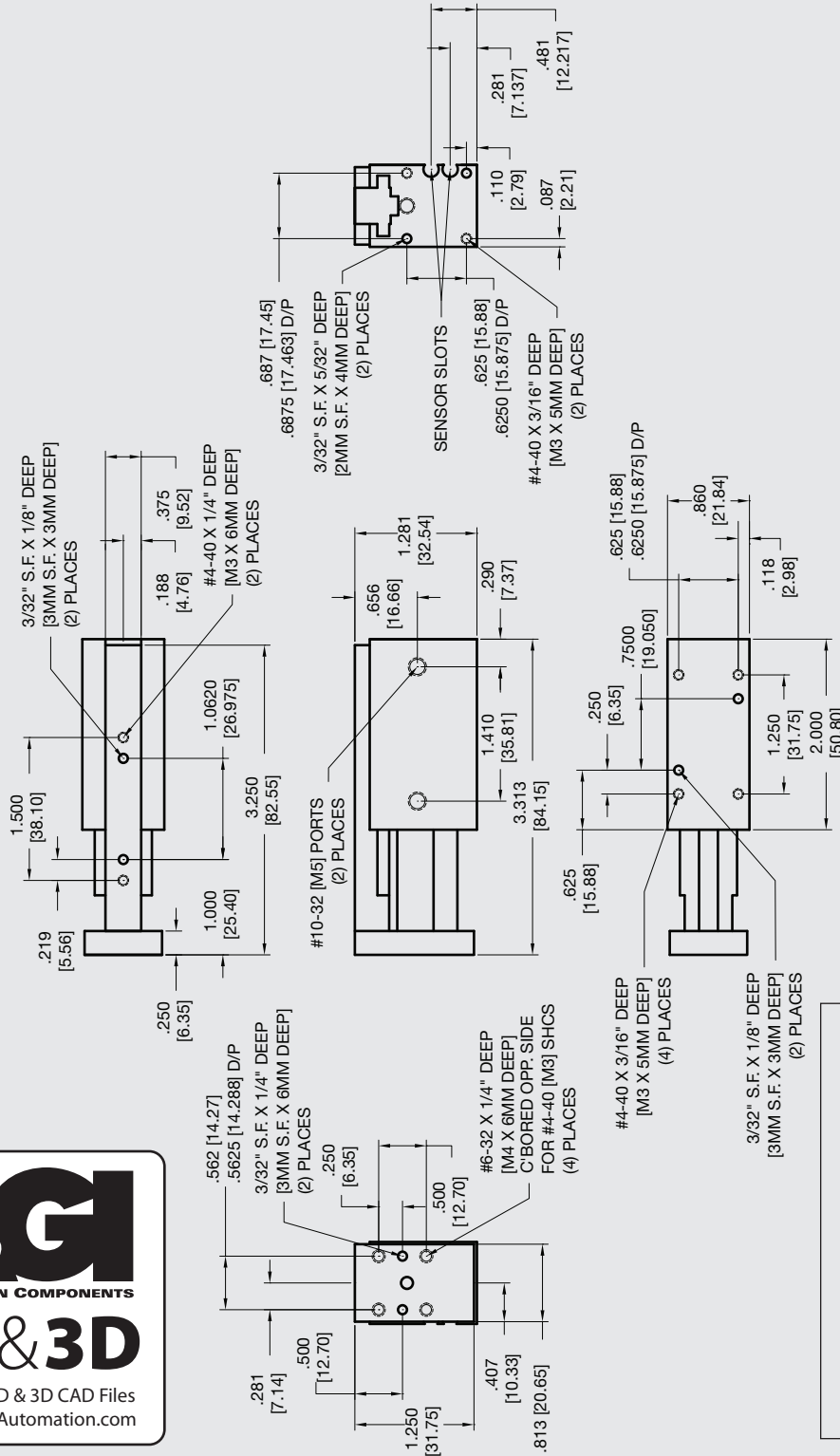
1 = LEFT
2 = RIGHT
3 = BOTH

SENSOR CONNECTOR

1 = POTTED
2 = QUICK DISCONNECT
3 = QUICK DISCONNECT
WITH RIGHT ANGLE

* NOTE: Hall Effect sensors – Potted or Quick disconnect.

Sensor Part # SHN01, SHP01, SHNQ3, SHPQ3



Unless noted, all tolerances are as indicated here:



All Dowel Holes are SF (Slip Fit) Locational Tolerance $\pm .0005"$ [0.13mm]



Metric Threads Course Pitch

Imperial: 0.00 = $\pm .01$
Inch 0.000 = $\pm .005$
0.0000 = $\pm .0005$

Metric: [0.] = $\pm .25$
[mm] [0.0] = $\pm .13$
[0.00] = $\pm .013$